

Comparison of Concrete Strengthened with Carbon Fibre-Reinforced Polymer (CFRP) and Carbon Textile-Reinforced Mortar (CTRM)

Xuan Wang¹  , Xinyue Lin² , and Shunbi Xu² 

¹School of Civil & Environmental Engineering and Geography Science, Ningbo University, Ningbo, China

²Pan Tianshou College of Architecture, Art and Design, Ningbo University, Ningbo, China

✉Corresponding author's Email: wangxuan@nbu.edu.cn

ABSTRACT

Applying new composite material for strengthening and repairing existing structures is an important research topic. Carbon Fiber Reinforced Polymer/Plastics (CFRP) and Carbon Textile Reinforced Mortar (CTRM) are two common structural external reinforcement materials. 18 concrete specimens strengthened with CFRP and CTRM are prepared in this study. The quasi-static single-sided shear tests combined with the Digital Image Correlation (DIC) method is applied. The results show that the interface bonding strength of CFRP strengthening (0.76-0.96 MPa) is 65.0% to 74.8% higher than the CTRM-concrete interface (0.43-0.63 MPa). The ductility and energy dissipation capacity of CTRM strengthening is better than that of CFRP strengthening, and the effective bonding length is 125 to 300 mm. In practical work, CFRP is preferred for improving the strength of concrete components, while CTRM is preferred for improving ductility and seismic resistance.

Keywords: Carbon fibre-reinforced composites (CFRP); Carbon textile-reinforced mortar (CTRM); Digital image correlation method (DIC); Single-sided shear test

INTRODUCTION

The global building stock comprises many historic constructions that require repair and structural strengthening. This requirement arises from the need to improve the original performance of these structures under existing loads or to increase their load-bearing capacity to satisfy changes in use and increase their service life. Applying new composite material for strengthening and repairing existing structures is an important research topic. Carbon fibre-reinforced polymer (CFRP) and carbon textile-reinforced mortar (CTRM) have recently been applied in structural strengthening (Koutas, 2019; Zampieri, 2018). CTRM comprises carbon textiles combined with an inorganic mortar matrix. CFRP comprises CFRP sheet and epoxy resin. The mechanical behaviour of TRM depends on the material properties of the fibre and the bond behaviour between the fibre and the substrate (Raouf, 2006). The FRP/TRM-concrete bond performance is critical for ensuring the safety and efficiency of the strengthening (Yuan, 2004; Yao, 2007; Ueda, 2005; Su, 2021). The single shear pull-out test (Oliveira, 2010; Zhou, 2020; Yang, 2017) has been widely

used in the laboratory to characterise the FRP-concrete bond behaviour, which adequately reproduces the loading conditions in service.


The typical failure modes of composite strengthened concrete have been identified in the literature (De Felice, 2018): (1) damage of the substrate, (2) debonding at the fiber-substrate interface, and (3) fibre rupture. However, a comparison of the bond behaviour of CFRP and CTRM is still lacking (Wang, 2020; Wang, 2023). In this study, the bond behaviour of CFRP and CTRM to concrete was investigated experimentally by using single-sided shear tests.

MATERIALS AND METHODS


Carbon textile and CFRP

Five carbon textile and CFRP sheet samples are prepared for mechanical characterisation tests. The length and width of the sample are 230 mm and 50 mm, respectively. Each sample is bonded and gripped with two aluminium taps of 50 mm in length. The failure patterns are shown in Figures 1 and 2. The test results are listed in Table 1.

RESEARCH ARTICLE
 PII: S225204302400008-14
 Received: June 25, 2024
 Revised: August 28, 2024
 Accepted: September 01, 2024



(a) Sample preparation



(b) Failure pattern

Figure 1. Tensile sample of carbon textile



(a) Sample preparation



(b) Failure pattern

Figure 2. Tensile sample of CFRP sheet

Table 1. Tensile mechanical properties of carbon textile and CFRP sheet

Specimen No.	Peak load (kN)	Tensile stress (MPa)	Peak strain (%)	Elastic modulus (GPa)
C1G0	2.30 (0.02)	1121.96	1.3 (0.05)	121 (5.7)
C3G0	6.34 (0.16)	1124.63	1.6 (0.05)	76 (2.2)
C3G3	6.70 (0.05)	1188.73	1.8 (0.06)	81 (2.1)
C3G5	6.66 (0.22)	1180.73	1.8 (0.05)	77 (1.5)
C6G0	9.57 (0.27)	848.36	2.0 (0.05)	58 (0.9)
C6G3	9.81 (0.65)	869.49	2.3 (0.12)	53 (1.5)
C6G5	9.51 (0.28)	842.90	2.1 (0.03)	55 (1.1)
CFRP sheet	6.045 (0.05)	3630	/	/

Coefficients of variation (CoV) in brackets

Preparation of specimen

Figure 3 shows the procedure for preparing a CTRM strengthened concrete specimen. The concrete block dimensions are 300 mm or 400 mm × 100 mm × 100 mm, the corresponding bond length is 250 mm or 350 mm, and the width is 50 mm. Pre-cut carbon textiles were laid onto the first layer of mortar, and finally, another layer of mortar was applied to the textile to finish the process (Figure 3). The total thickness of the CTRM is 15 mm.





Figure 3. Preparation of CTRM strengthened concrete specimen

Test setup

The single-lap shear bond test (Zhang, 2023) was applied to the wet lay-up unidirectional CFRP and CTRM strengthened concrete elements. Figure 4 shows a test setup of the single-lap pull-out tests, according to the recommendation of RILEM Technical Committee 250-CSM (De Felice, 2018). The loading was applied from the unembedded textile to the CTRM and concrete. The unembedded textile was pulled out monotonically by the testing machine. The digital image correlation measures the surface displacement and strain distribution of the test specimen.

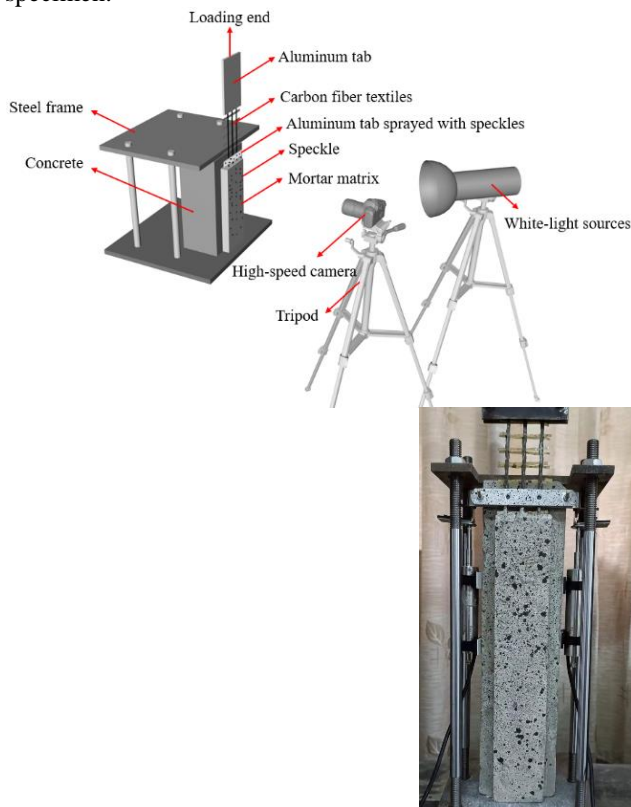


Figure 4. Test setup.

RESULTS AND DISCUSSION

Test results for each specimen are listed in Table 2 and Table 3. For the CTRM strengthened concrete, the average initial cracking and peak loads at the loading end were 8.11 kN and 9.01 kN, respectively. For the CFRP strengthened concrete, the average initial cracking load and peak load at the loading end were 12.87 kN and 15.13 kN, respectively. The failure mode of TRM strengthened concrete was a mixed damage failure with matrix crack and textile rupture. The bond strength of 6 specimens of Type I (T2I and T3I) is relatively higher than that of 6 specimens of Type II (T2II and T3II), indicating that its bonding length is greater than the effective bonding length. This is because the protective layer of Type I is thicker, which makes its effective bonding length shorter.

In contrast, the failure mode of 6 specimens of CFRP strengthened concrete (F2 and F3) was a debonding failure, as shown in Figure 5. The results show that the interface bonding strength of CFRP strengthening (0.76-0.96 MPa) is 65.0% to 74.8% higher than the CTRM-concrete interface (0.43-0.63 MPa), indicating that the bond of CFRP is stronger than that of CTRM.

Figure 6 compares the experimental load-slip responses of CTRM and CFRP-strengthened concrete. The load-slip curves show that CTRM strengthening has better ductility and energy dissipation capacity than CFRP strengthening. Figure 7 shows the strain contours obtained by DIC of the specimens at different load levels, P_u is the peak load. The length of failure was conducted from the DIC results, which is the length of strain distribution at peak load. The strain contours show that the effective bonding length is 125 to 300 mm.

Table 2. Test results of CTRM strengthened concrete

No.	FL (mm)	FM	CL (kN)	PL (kN)	BS (MPa)
T2 I -1	128	Mixed failure	6.86	9.89	0.66
T2 I -2	120		6.08	9.39	0.63
T2 I -3	125		7.76	9.16	0.61
T3 I -1	126	Mixed failure	7.68	9.42	0.45
T3 I -2	131		9.11	10.13	0.48
T3 I -3	129		9.37	9.37	0.45
T2 II -1	250	Mixed failure	7.32	7.37	0.49
T2 II -2	250		7.99	7.99	0.53
T2 II -3	250		8.07	8.07	0.54
T3 II -1	302	Mixed failure	9.12	9.12	0.43
T3 II -2	296		8.79	8.79	0.42
T3 II -3	306		9.19	9.40	0.45

FL, FM, CL, PL BS are failure length, failure mode, crack load, peak load, and bond strength.

Table 3. Test results of CFRP strengthened concrete

No.	FL (mm)	FM	CL (kN)	PL (kN)	BS (MPa)
F2-1	250	CFRP debond	12.13	14.35	0.96
F2-2	250		12.06	15.18	1.01
F2-3	250		11.85	13.51	0.90
F3-1	350	CFRP debond	13.22	14.56	0.69
F3-2	350		14.68	17.55	0.84
F3-3	350		13.29	15.61	0.74

FL, FM, CL, PL BS are failure length, failure mode, crack load, peak load, and bond strength.



(a) CTRM strengthened concrete



(b) CFRP strengthened concrete

Figure 5. Failure mode

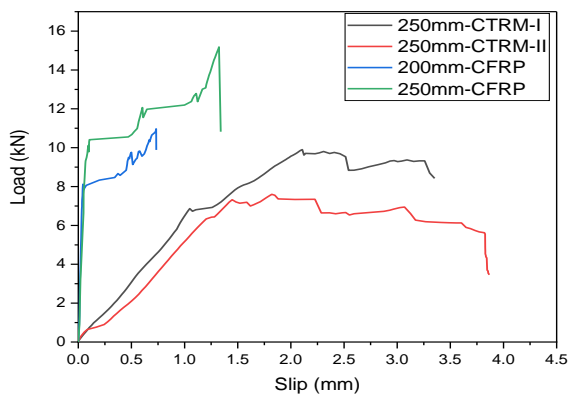
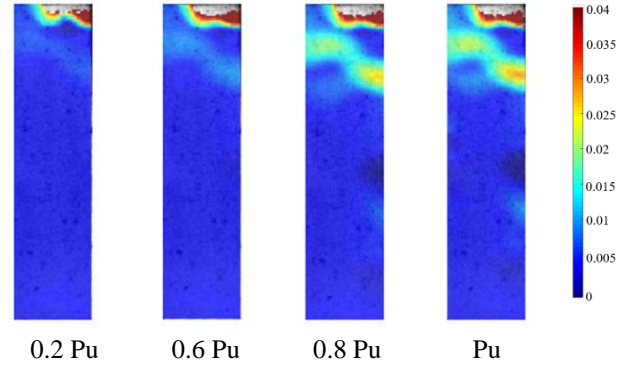
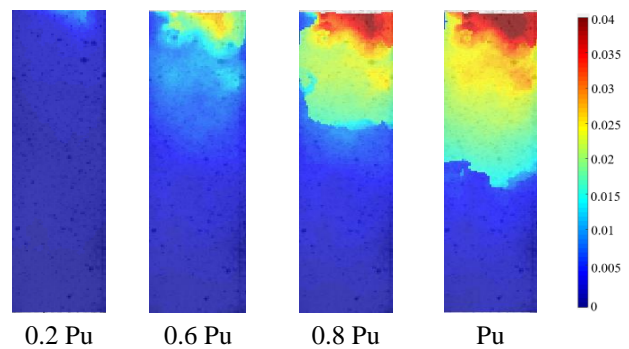


Figure 6. Comparison of the experimental load-slip curves



(a) CTRM strengthened concrete



(b) CFRP strengthened concrete

Figure 7. Strain contours at different load levels (DIC)

CONCLUSIONS

This study conducted 18 quasi-static single-sided shear tests on concrete specimens strengthened with CFRP and CTRM, combined with the Digital Image Correlation (DIC) method. The results show that the interface bonding strength of CFRP strengthening (0.76-0.96 MPa) is 65.0% to 74.8% higher than the CTRM-concrete interface (0.43-0.63 MPa). The ductility and energy dissipation capacity of CTRM strengthening is better than that of CFRP strengthening, and the effective bonding length is 125 to 300 mm. In practical work, CFRP is preferred for improving the strength of concrete components, while CTRM is preferred for improving ductility and seismic resistance.

DECLARATIONS

Corresponding Author

Correspondence and requests for materials should be addressed to Xuan Wang; E-mail: Email: wangxuan@nbu.edu.cn; 0000-0002-7833-9317

Data availability

The datasets used and/or analysed during the current study available from the corresponding author on reasonable request.

Acknowledgements

The authors would like to acknowledge the Science and Technology Innovation 2025 Major Project of Ningbo (Grant No. 2021Z104) to supported this research.

Authors' contribution

First Author performed the experiments, analysed the data obtained and wrote the manuscript. Second and Third Author designed the experimental process and revised the manuscript. Both authors read and approved the final manuscript

Competing interests

The authors declare no competing interests in this research and publication.

REFERENCES

- Koutas LN, Tetta Z, Bournas DA, Triantafillou TC (2019). Strengthening of concrete structures with textile reinforced mortars: State-of-the-art review. *Journal of Composites for Construction*, 23, 03118001. [https://doi.org/10.1061/\(ASCE\)CC.1943-5614.0000882](https://doi.org/10.1061/(ASCE)CC.1943-5614.0000882)
- Zampieri P, Simoncello N, Tetougueni CD, Pellegrino C (2018). A review of methods for strengthening of masonry arches with composite materials. *Engineering Structures*, 171, 154-69. <https://doi.org/10.1016/j.engstruct.2018.05.070>
- Raof SM, Koutas LN, Bournas DA (2016). Bond between textile-reinforced mortar (TRM) and concrete substrates: Experimental investigation. *Composites Part B: Engineering*, 98, 350-61. <https://doi.org/10.1016/j.compositesb.2016.05.041>
- Yuan H, Teng JG, Seracino R, Wu ZS, Yao J (2004). Full-range behavior of FRP-to-concrete bonded joints. *Eng Struct*. 26, (5) 553-565. <https://doi.org/10.1016/j.engstruct.2003.11.006>
- Yao J, Teng JG (2007). Plate end debonding in FRP-plated RC beams-I: Experiments. *Eng Struct* 29:2457-71. <https://doi.org/10.1016/j.engstruct.2006.11.022>
- Ueda T, Dai J (2005). Interface bond between FRP sheets and concrete substrates: properties, numerical modeling and roles in member behaviour. *Prog Struct Eng Mater.*, 7:27-43. <https://doi.org/10.1002/pse.187>
- Su M, Zhong Q, Peng H, Li S (2021). Selected machine learning approaches for predicting the interfacial bond strength between FRPs and concrete. *Constr Build Mater*. 270:121456. <https://doi.org/10.1016/j.conbuildmat.2020.121456>
- Oliveira DV, Basilio I, Lourenço PB (2010). Experimental bond behavior of FRP sheets glued on brick masonry. *J Compos Constr* 15, (1) 32-41. [https://doi.org/10.1061/\(ASCE\)CC.1943-5614.0000086](https://doi.org/10.1061/(ASCE)CC.1943-5614.0000086)
- Zhou Y, Zheng S, Huang Z, Sui L, Chen Y (2020). Explicit neural network model for predicting FRP-concrete interfacial bond strength based on a large database. *Compos Struct*;240. <https://doi.org/10.1016/j.compstruct.2020.111998>
- Yang S, Liu Y, Xu X, Gong J, Yang C (2017). Determination of boundary effect on mode II fracture energy of FRP sheet-to-concrete bonded joints. *Eng Fract Mech* 181:130-42. <https://doi.org/10.1016/j.engfracmech.2017.07.006>
- De Felice G, Aiello MA, Caggegi C, Ceroni F, De Santis S, Garbin E et al., (2018). Recommendation of RILEM Technical Committee 250-CSM: Test method for Textile Reinforced Mortar to substrate bond characterisation. *Materials and Structures*, 51, 1-9. <https://doi.org/10.1617/s11527-018-1216-x>

Publisher's note: [Scienceline Publication](#) Ltd. remains neutral with regard to jurisdictional claims in published maps and institutional affiliations.



Open Access: This article is licensed under a Creative Commons Attribution 4.0 International License, which permits use, sharing, adaptation, distribution and reproduction in any medium or format, as long as you give appropriate credit to the original author(s) and the source, provide a link to the Creative Commons licence, and indicate if changes were made. The images or other third party material in this article are included in the article's Creative Commons licence, unless indicated otherwise in a credit line to the material. If material is not included in the article's Creative Commons licence and your intended use is not permitted by statutory regulation or exceeds the permitted use, you will need to obtain permission directly from the copyright holder. To view a copy of this licence, visit <https://creativecommons.org/licenses/by/4.0/>.